Working towards the
Community Vision 2034

Waste Strategic

Management Plan 2025–30

CITY OF
ONKAPARINGA

Contents

Acknowledgement of Country ... 3

Introduction ... 4

Waste management at a glance ... 5

Community Vision 2034 ... 7

Context for the strategic plan ... 9

Waste management hierarchy ... 9

The circular economy ... 10

What has changed since 2017? ... 11

State and national developments ... 11

Local changes ... 11

Progress under the current strategy ... 12

State and national context ... 14

National Waste Policy and action plans ... 14

National Circular Economy Framework ... 14

South Australia's Waste Strategy 2025–30 ... 14

Solid waste levy ... 14

National and state targets ... 15

The community ... 16

Opportunities and challenges ... 16

Opportunities ... 16

Challenges ... 18

Council roles and policy principles ... 19

Council roles ... 19

Our policy principles ... 19

Sustainable Development Goals ... 20

Strategic direction ... 22

Strategic objective 1
Increase diversion from landfill ... 23

Strategic objective 2
Amenity ... 24

Strategic objective 3
Optimise operations and customer experience ... 25

Strategic objective 4
Maximise resource recovery
and circular economy opportunities ... 26

Action Plan ... 27

Monitoring and evaluation ... 44

Funding ... 44

Appendix 1: state and national context ... 45

Acknowledgement of Country

We acknowledge the Kaurna Nation and its people as the traditional owners and custodians of the land in the area now known as the City of Onkaparinga.

We recognise that this local living culture has developed over tens of thousands of years and that in today's contemporary context, Kaurna and other Aboriginal people are actively engaged in community life and bring their rich cultural heritage to the connected community and sustainable future to which we aspire.

We are mindful of Kaurna people's spiritual relationship with Country when we make decisions about this region and that protecting places of importance to Kaurna culture has an impact on the wellbeing and prosperity of Kaurna and other Aboriginal people.

We recognise our important opportunity to facilitate positive change in the way the community works together across Aboriginal communities, non-Aboriginal communities, local businesses and service agencies, by actively engaging in a shared journey towards reconciliation.

Introduction

This Waste Strategic Management Plan 2025–30 builds on the Waste and Recycling Strategic Management Plan 2017–21 and sets a clear strategic direction for resource recovery and waste management in the City of Onkaparinga for the next 5 years.

It sets strategic objectives and includes an action plan to maximise resource recovery and deliver a cost-effective and efficient resource recovery and waste management service, while accelerating the transition to a circular economy.

This strategic direction will allow us to look beyond our waste collection service offered to rateable properties and implement a clear framework of strategic objectives, actions and deliverables that encourage circularity, higher diversion and improved resource recovery.

Our waste strategic management plan considers:

- legislative obligations
- the impacts of climate change
- the needs of the community
- increasing efficiency in the use of natural resources
- reducing waste in our operations, including the reuse of materials
- the use of recycled materials and products
- reducing our reliance on non-renewable resources.

As a metropolitan council, we are required under the *Local Government Act 1999 (SA)* to provide a waste collection service. To comply with the South Australian Environmental Protection (Waste to Resources) Policy 2010, we are required to provide a weekly general waste collection. We must also offer source separation under this policy. This means that while weekly general waste must be maintained, the frequency of recycling, organics, hard waste and illegal dumping collection services can be altered to suit community needs.

We offer a range of resource recovery and waste management services to support the local community. These include legally mandated services such as kerbside collections, litter management, removal of illegal dumping, street sweeping and servicing of public bins. Additional services we provide include organics drop-off, waste and recycling education, hard waste and mattress collections, and sustainability rebates and subsidies.

Our kerbside collection service includes:

- collection of kerbside services – residual waste, recyclables, organics and hard waste
- transport of kerbside waste for disposal and processing at landfill, sorting and processing facilities
- bin maintenance
- management of customer requests
- collection support for community members who need help presenting their bins for collection.

The standard residential kerbside provision of service levels is:

- a single red lidded 140-litre residual-waste bin collected weekly
- a single yellow lidded 240-litre recycling bin collected every 2 weeks
- a single dark green lidded 240-litre organics bin collected every 2 weeks
- 2 free hard waste collections per year.

Other rateable properties have different service entitlements, based on the approved land use.

Waste management at a glance

Our services

We provide weekly kerbside residual waste and fortnightly recycling and organics collections to eligible properties.

For residents, we also offer:

- 2 free hard waste collection services to each household per financial year
- fee-for-service mattress collection service
- fee-for-service organic drop-off service to assist households with bulk organics disposal
- information on the council website on alternative disposal options.

We have an in-house collection service for the collection of waste disposed to landfill, hard waste and street sweeping.

We provide resource recovery and waste management for sustainable events.

We remove illegally dumped waste from our land and processed 5,445 requests in 2024–25.

Additional kerbside collection services are available for an annual fee.

Public litter collections are provided to improve aesthetics and source separation of public litter.

Waste collection

In 2024–25, we collected 36,467 tonnes of waste that went to landfill. We also collected 23,839 tonnes of organics and 13,039 tonnes of comingled recyclables.

In 2024–25, we provided kerbside collections for 83,924 rateable properties.

In 2024–25, we completed 6,872,654 kerbside bin collections.

Our waste trucks travelled 201,231km last year collecting waste-to-landfill bins.

We collected 1,534 tonnes of hard waste in 2024–25.

In 2024–25, the average current frequency of street sweeping was 7.21 weeks. A total of 2,478 tonnes of debris was collected.

Waste diversion

Our diversion rate in 2024–25 was 50 per cent. The South Australian diversion target for kerbside collections by metropolitan councils is 70 per cent by 2030.

Unrecovered resources – materials that should be sent for resource recovery – make up 49 per cent of waste-to-landfill bins.

A high proportion of the waste collected in kerbside waste-to-landfill bins is food waste.

Food waste diversion to organics bins is very low, at 2 per cent.

Service standards

Service entitlements differ between different types of properties.

We own and maintain approximately 230,000 bins.

- Different bin lid colours show what waste goes in each bin.
- New bins contain at least 30 per cent recycled content.

Bin lids stay open when general waste is collected. Lids are closed for comingled recycling and organics bins.

We monitor bin contamination through waste audits.

Education and customer experience

We process 71,000 customer requests per year.

Our Waste and Recycling Education team provided 115 engagements to schools and community groups in 2024–25.

We implement ways to manage litter, including providing resources to our community such as litter collection kits.

We offer sustainable rebates and subsidies for cloth nappies, sanitary items, bin latches and composting systems to eligible households to encourage sustainable lifestyles.

Three-bin collection and diversion

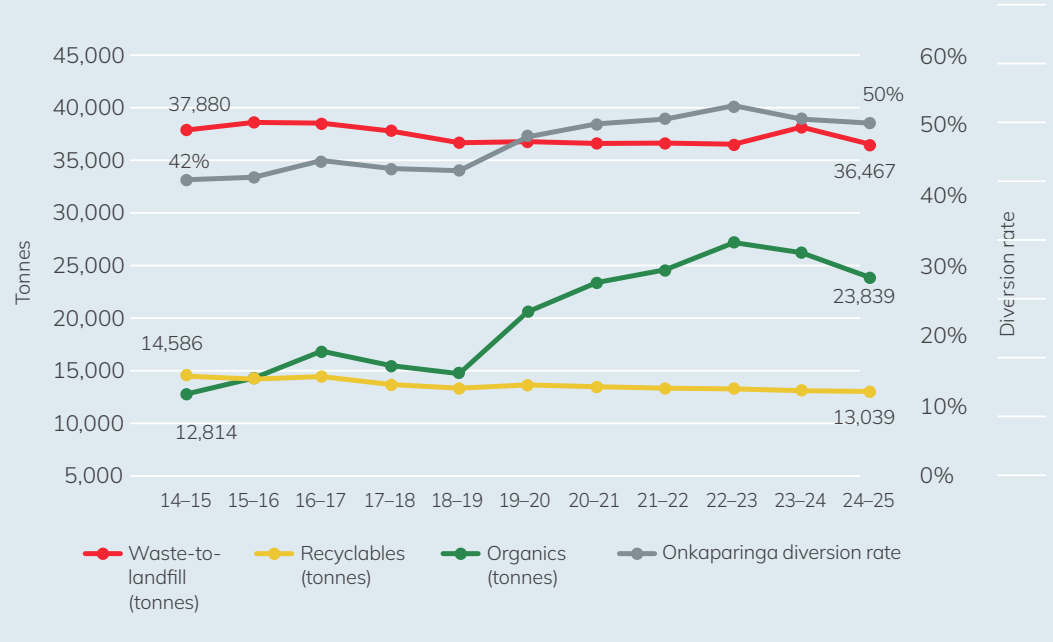

City of Onkaparinga diversion rates

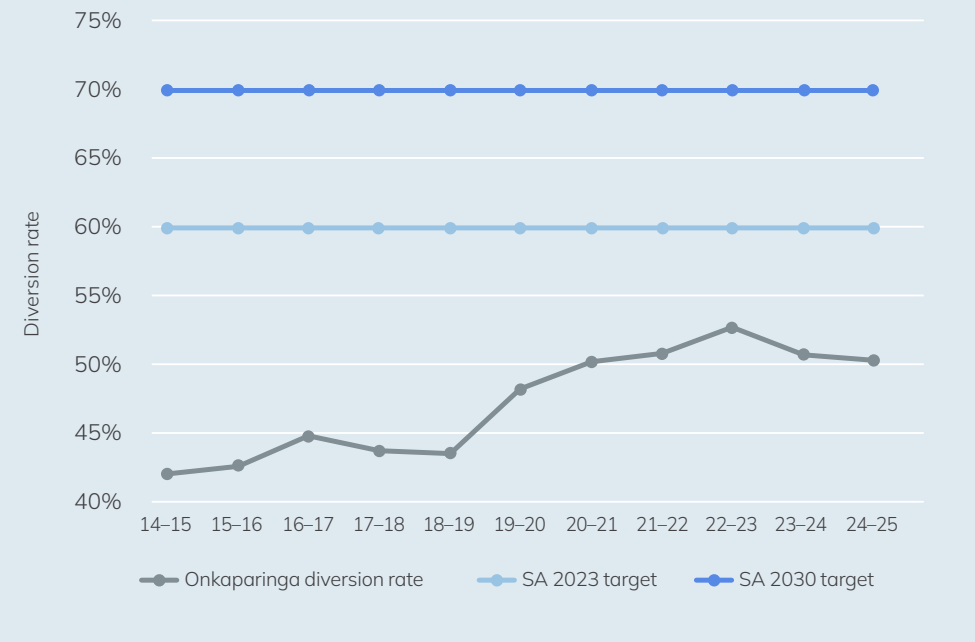

Community Vision 2034

Our strategies and plans are guided by the Community Vision 2034.

With a 10-year horizon, the Community Vision sits at the top of a planning framework that sets our vision of connected community, sustainable future. Investment decisions are guided by the Long-Term Financial Plan (LTFP) and the Strategic Asset Management Plan (SAMP). Along with the Community Vision 2034, these three plans comprise our suite of strategic management plans as required under section 122 of the *Local Government Act 1999 (SA)*.

Waste strategy alignment with Community Vision 2034

Community Vision			Waste strategy
Theme	**Key result area**	**Goal**	**Strategic objective**
Environment	Resourceful, resilient living	Support individuals and businesses to reduce waste to landfill.	Increase diversion from landfill
Liveability	Great places	Support integrated, sustainable and climate resilient approaches to developing well-planned and safe places.	
Liveability	Great places	Increase the inclusivity and quality of spaces and places for the enjoyment of all.	Amenity
Leadership	Impact and trust	Cultivate partnerships between government, service providers, communities and businesses for maximum community value.	Optimise operations and customer experience
Environment	Resourceful, resilient living	Transition towards a circular economy by maximising the lifespan and value of resources.	Maximise resource recovery and circular economy opportunities
Community	Healthy, thriving people	Inspire more healthy and active lifestyle choices.	

Context for the strategic plan

Context for the strategic plan

This strategy has been informed by:

- legislative requirements, federal and state targets and best practice
- environmental concerns
- progression and development in the waste industry, including the transition towards the circular economy
- what the community has told us they value through our Community Vision 2034
- continuous improvement in our resource recovery and waste management services since the previous strategy
- consideration of the Long-Term Financial Plan.

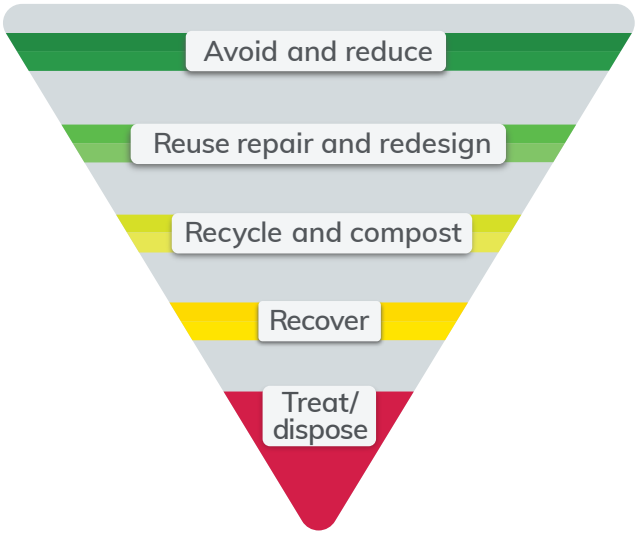

Waste management hierarchy

The waste management hierarchy is a nationally and internationally accepted framework for prioritising resource recovery and waste management practices, and provides a framework designed to reduce the amount of waste that is generated. Prioritising the upper levels of the hierarchy leads to higher diversion rates and optimised resource recovery. The ultimate aim is to avoid creating waste.

By following the hierarchy, we can make sure resources can be used at their highest and best use because the focus is on avoidance and minimisation and not on recycling and recovery. Landfill is the last and the least desirable option.

Context for the strategic plan

The circular economy

The circular economy is the alternate model to the 'take, make, dispose' practices of the linear economy and involves keeping products and materials circulating at their highest value for as long as possible to maximise their value and use.

Transitioning to a circular economy will increase the circularity of our operations and services, while positioning us to assist the community in reducing its carbon footprint through maximised resource recovery and reduced waste generation.

A circular economy reduces the cost of living by encouraging the use of high-quality, durable and repairable products that last longer, minimising the need for frequent replacements.

We prioritise the highest principles of the waste management hierarchy and embed the 10Rs of the circular economy through our resource recovery and waste management activities. We aim to prevent the generation of waste and, where this is not possible, achieve the highest and best use of materials.

10 Rs of circularity

- Refuse
- Reduce
- Redesign
- Reuse
- Repair
- Refurbish
- Remanufacture
- Repurpose
- Recycle
- Recover

What has changed since 2017?

State and national developments

Significant progress has been made in the resource recovery and waste management sector since we launched our Waste and Recycling Strategic Management Plan 2017–21. The industry continues to mature and there is statewide processing and recycling security for the region. The recycling rate in South Australia has improved by nearly 21 per cent since 2003 and leads the nation with the best recycling rate.

This industry has made advancements in the transition towards a circular economy, where waste is viewed as a resource that has value and traded as commodities. There is an increased processing capability for unprocessed glass, tyres, plastics, paper and cardboard because regulatory export prohibitions have been enforced.

The Australian Government has adopted a Circular Economy Framework, with a focus on the measurement of three new circular economy indicators: circularity rate, material footprint and material productivity.

Green Industries SA has made progress in the advancement of the circular economy through initiatives such as the single-use plastics ban, the development of circular economy resources, grant funding programs, and sponsor of the Saveful app.

The soft plastics collection scheme, Red Cycle, collapsed in 2022. This has left households with very limited options for the recycling of soft plastics. There have been advances in this sector, but recycling of this packaging remains a challenge.

State and metropolitan diversion rates in South Australia have not been met.

Local changes

The City of Onkaparinga has continued to improve waste services for the community. Our diversion rate has increased from 43 per cent in 2018–19 and has been around the 50-53 per cent rate since 2022–23. Improvements have been realised through service reviews and benchmarking, resulting in service entitlement change and increased frequency of organics collection from monthly collections to every two weeks collections.

The addition of two street sweepers has boosted our capacity and enhanced responsiveness, particularly during peak periods, to help keep our city clean.

Recycling facilities have been established at the Southern Region Waste Resource Authority (SRWRA). SRWRA is a regional subsidiary under the *Local Government Act 1999 (SA)* and is co-managed by its constituent councils: the Cities of Onkaparinga, Marion and Holdfast Bay. SRWRA provides disposal and processing services, including a reliable state-of-the-art recycling facility - the Southern Materials Recycling Facility (SMRF) - via a joint venture agreement with Re.Group. The SMRF is the largest of its kind in South Australia and maximises waste avoidance through advanced processing. SRWRA's joint venture agreement with Integrated Waste Services provides us access to the Southern Recycling Centre (SRC), which allows for the diversion of organic waste found in waste-to-landfill bins. The centre has plans to expand to enable onsite processing of organics.

The community has an increased awareness of the circular economy, with value placed on the circular economy in the Community Vision 2034.

We have continued to advocate for legislative change, extended producer responsibility, product stewardship programs, and disposal options for hazardous and problematic wastes.

The council has endorsed a Climate Change Response Plan 2020–27 that supports emissions reduction, requires climate risk reduction, and includes a focus on the circular economy.

Progress under the Waste and Recycling Strategic Management Plan 2017–21

Action		Status
Review green organics service to inform procurement for next kerbside collection contract.	✔	Fortnightly organics service commenced 1 January 2020. An opt-out weekly organics collection service has been modelled.
Undertake a service review of our hard waste service.	✔	Service review completed and endorsed by the Council 19 September 2017. Changes to optimise resource recovery implemented.
Develop capability to provide suitable waste and recycling services to high and medium density developments.	✔	Feedback provided during the development phase. We review waste management plans during development planning to ensure appropriate services are provided, either by council collection or private contractors.
Audit waste from corporate operations and implement measures to reduce waste generation.	✔	Building audits have been completed, and diversion measures implemented along with additional education information.
Develop a long-term plan for waste and recycling bin asset management, including providing real-time feedback to residents on their recycling performance.	✔	Rapid Rail and Brickwood bin replacements continue. Long-term forecasts for housing growth are factored into budgets. The Waste Track Program has been implemented and provides up-to-date information, tracking performance measures and improving reporting to residents. Bin management will become an in-house-only responsibility from 1 April 2026.
Implement zoning measures to protect suitable land for existing and future waste, recycling and remanufacturing infrastructure.	✔	Through our subsidiary SRWRA, adjoining land has been identified that may provide circular economy outcomes by attracting complementary businesses to use material being produced by the site.
Advocate for investment of the waste-to-resources fund in suitable waste, recycling and remanufacturing infrastructure and programs in the region.	✔	Continued advocacy, when appropriate, has been provided direct from the council, through the LGA and the Waste Management and Resource Recovery Association Australia.
Implement procurement and asset management practices that encourage use of recycling products.	✔	The City of Onkaparinga, along with 8 other councils, participated in a memorandum of understanding for the increased purchase of recycled content through the LGA Buy Back Program.

Progress under the Waste and Recycling Strategic Management Plan 2017–21

Action		Status
Engage with local industry on the South Australian Waste and Resource Recovery Infrastructure Plan to identify and realise potential opportunities.	✔	We continue to look for, and collaborate with, local industry, focussing on circular economy principles. Our subsidiary arrangement in SRWRA, in particular the SMRF and SRC joint ventures, has helped build capacity in the state.
Advocate for the removal of legislative requirement for metropolitan councils to collect general waste weekly.	✔	We continue to advocate for an update to this legislative barrier. The Sustainable Kerbside Service Advocacy Campaign Plan was endorsed by the Strategic Directions Committee on 5 December 2023.
Implement procedures for our construction activities to ensure the best practice management of waste soils and other materials.	✔	We stockpile materials at SRWRA for reuse in construction activities and topsoil. Initiatives such as using the Tyrephalt product in our asphalt help drive innovation and best practice.
Investigate opportunities with developers to showcase new developments that demonstrate new technologies and practices in waste management and resource recovery.	✔	Interactions with developers have been limited to best practice design. We continue to engage with developers through the planning process to look for opportunities to implement sustainable waste management practices.
Advocate for permanent drop-off facilities for low-volume low-toxicity household hazardous waste and regular drop-off events for other materials.	✔	A permanent facility has been established at Solo Resource Recovery's North Plympton depot for paint and drums. A drop-off event for hazardous chemicals was held at the Field Operations Centre. Two events have been held for textiles collection.

State and national context

Legislation, policies, strategic plans and industry best practice guide our waste collection services. Those that set our strategic direction are detailed below, with the broader legislation and policies contained in Appendix 1.

National Waste Policy and action plans

The National Waste Policy 2018 provides 5 national circular economy principles:

1. Avoid waste
2. Improve resource recovery
3. Increase use of recycled material and build demand and markets for recycled products
4. Better manage material flows to benefit human health, the environment and the economy
5. Improve information to support innovation, guide investment and enable informed consumer decisions.

The policy identifies product stewardship as a priority.

The National Waste Policy Action Plan 2019 outlines seven national targets, and the National Waste Policy Action Plan 2024 outlines steps that must be taken to focus efforts higher up the waste management hierarchy to achieve a circular economy.

National Circular Economy Framework

The aim of the National Circular Economy Framework is to double the national circularity rate by 2035. It identifies 4 priority areas:

- industry
- built environment
- food and agriculture
- resources.

South Australia's Waste Strategy 2025–2030

South Australia's Waste Strategy 2025–2030 provides a framework to accelerate South Australia's transition to a circular economy while meeting priorities for a sustainable economy and net zero emissions by 2050.

The overarching goal of this strategy is to double South Australia's circularity rate from a baseline of 6 per cent (the national circularity rate is 4.5 per cent).

Actions specific to local government are to:

- deliver and educate communities on high-performing kerbside collection systems
- adopt circular procurement policies and practices
- support community-led initiatives like repair hubs and swap centres
- support adaptive reuse of existing building stock.

Solid waste levy

The solid waste levy is a tax imposed on the disposal of waste to landfill. It is designed to send a price signal to encourage resource recovery. Half the funds collected from the levy are directed to the Green Industry Fund to support Green Industries SA's programs.

The waste levy has continued to increase at a rapid pace. In 2017, it was $62 per tonne ($2.5 million per annum) and in 2025 reached $166 per tonne with an estimated budget implication for City of Onkaparinga ratepayers of almost $6.5 million.

National and state targets

National and state strategies and action plans set targets for waste management practices.

These include:

- 50 per cent reduction in disposal of organic waste by 2030
- 80 per cent average resource recovery rate from all waste streams
- 10 per cent reduction in material footprint by 2035
- maximisation of material circularity
- reduction of 10 per cent waste generated per person by 2030
- 30 per cent increase in material productivity by 2035
- increase in circular consumption activities
- 75 per cent diversion of municipal solid waste (MSW) from landfill by 2030
- 70 per cent diversion from kerbside bins by 2035
- kerbside bin contamination of FOGO less than 2 per cent
- kerbside bin contamination of comingled recycling less than 10 per cent
- emissions reduction by more than 50 per cent by 2030
- net zero emissions by 2050.

The community

Our most recent community survey told us that most community members are concerned about climate change and view climate change as a risk to the city.

Twenty-four per cent of respondents in the community survey in 2024 consided waste to be an important focus area for council in the coming years, while 64 per cent of our respondents believed failing to address climate change is a risk to the Onkaparinga region.

Through the community survey in 2023, community members identified the top three household behaviours they regularly participate in:

- using reusable bags when buying fruit and vegetables at the supermarket
- separating food waste from waste that goes to landfill
- recycling household items that cannot go into recycling bins.

The top three household behaviours that community members said they less frequently participate in are:

- seeking options to hire, share or borrow household items rather than buy them new
- repairing worn shoes or clothes rather than replacing them
- purchasing refurbished or second hand furnishings rather than buying them new.

Our data shows that recycling behaviour is good, with an average contamination rate of 16 per cent (2021 audit). However, diversion of food waste is an area of opportunity, with little food waste currently diverted to the organics bin.

Opportunities and challenges

We face both challenges and opportunities in waste management and resource recovery, impacting both the services we deliver and our operations.

Opportunities

Waste reduction

Since 2018–19, the weight per bin collected has decreased by 13 per cent.

There is an opportunity to continue this trend by providing the community with the knowledge to prioritise the highest levels of the waste management hierarchy and make sustainable decisions that support the circular economy, minimise the generation of waste, increase reuse (such as donations to op shops), and keep materials and products in circulation.

Unrecovered resources

Our 2022 waste audit showed that nearly half of kerbside waste in waste-to-landfill bins is made up of unrecovered resources. Unrecovered resources are materials that should be recycled and not sent to landfill.

Similarly, the commercial waste stream had a large proportion of unrecovered resources at the time of the waste audit.

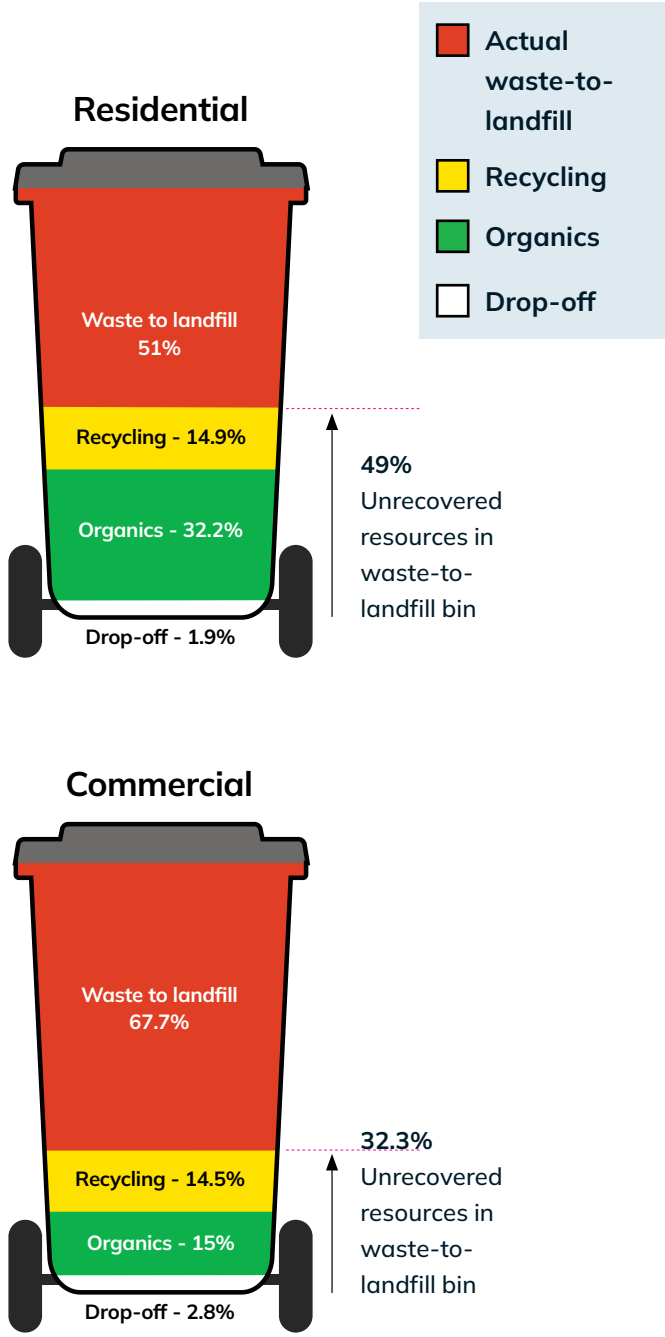

Increasing diversion gives us the opportunity to recover these materials because products are manufactured from recycled materials, instead of being manufactured from virgin materials. This also results in reduced waste sent to landfill, lower greenhouse gas emissions, and the conservation of natural resources.

Food waste

Food waste is a big contributor to the emission of methane gas, which is 28 times more warming than carbon dioxide. On average, each Australian household throws 256kg of food waste in the bin every year, costing approximately $2,500. Our waste audit showed that a large volume of food waste is going into the waste-to-landfill bins instead of organics bins at kerbside.

Diverting food waste from landfill prevents methane gas emissions and gives us the opportunity to recover this valuable resource for recycling. Sustainably managing food waste should also focus on avoiding food waste. We can support food security efforts by supporting households to minimise food waste.

In 2026, kerbside material collected in the organics bins will be recycled into compost at SRWRA and will provide an opportunity for the public to purchase compost directly from the facility. This provides an ideal opportunity to recycle food waste locally, with the resultant products used to enrich soils across the city. It will also reduce transport emissions associated with kerbside collection.

Efficiency

Balancing increased development and economic growth provides us with the opportunity to advance our resource recovery and waste management services, optimise resource recovery and lay the foundations for the transition towards a circular economy through ecologically sustainable development.

Repair and reuse

We have an opportunity to support the growth repair and reuse initiatives offered in our organisation, such as through the Library of Things, repair cafés and the sustainable shopping guideline on our website.

There is also the opportunity to support community circular initiatives, such as community circular hubs.

Council waste reduction

Local government generates waste from its corporate activities such as land management, service delivery, and infrastructure development and maintenance.

It is important that we lead by example in minimising the waste produced and promoting resource efficiency. Over recent years we have made significant progress in recycling materials from our road construction and maintenances programs, but further opportunities still exist. One opportunity we are currently investigating is the provision of bins made from 100 per cent recyclable content. A portion of the plastic used in the manufacturing of these bins comes from bins we have recycled.

Procurement

The Australian Government is implementing a circular procurement strategy that applies climate, environment, and circularity principles to the 4 categories of construction services: furniture, fittings and equipment, information and communication technology goods, and textiles. This procurement strategy can guide our own procurement, prioritising recycled materials and items to reduce our reliance on virgin materials and minimise our carbon footprint.

Challenges

Expansion of services

We have increased the number of bin collections by 21 per cent from a 2018–19 baseline.

We need to continue to expand our resource recovery and waste management services to accommodate our growing population. This includes increasing the number of bin collections for rateable properties and expanding our waste and recycling education program.

Climate change

Climate change will continue to deliver challenges for the community and waste operations. For example, extreme weather could lead to service delivery interruptions, while clean-up operations and disposal to landfill after extreme weather events will put added pressure on our resources.

Conversely, applying circular economy strategies can have a significant impact on reducing our own contribution to climate change through eliminating emissions. For example, recycling food waste into compost not only decreases emissions at landfill but also provides a resource that sequesters carbon in the soil while contributing to the regeneration of nature.

Legislative constraints

Legislative constraints limit our ability to set a frequency of waste collections that supports higher diversion to landfill through a Sustainable Kerbside Service. The operational and financial implications of implementing this service without regulatory reform may pose challenges for our council.

Illegal dumping

We recognise that illegal dumping is an ongoing issue. We are continually exploring new and effective strategies to better manage illegal dumping that will complement the initiatives already implemented.

Bin contamination

Contamination of bins is an ongoing challenge, in both kerbside bins and public spaces. Public recycling bins are highly susceptible to contamination. We can incur charges if the materials we send for recycling are contaminated, and this can result in an upward pressure on rates.

We provide education resources to the community to discourage contamination and provide advice on appropriate disposal methods. Improving public place recycling will be challenging if contamination levels are above acceptable limits. We include extensive disposal information in our education resources, including the A-Z Disposal Guide on our website.

Battery fires

Battery fires in waste trucks and at processing facilities are a common occurrence in the resource recovery and waste management industry, posing a threat to communities and workers. We have focussed our advocacy on proposals for management of risks associated from batteries, a landfill ban and a state-based product stewardship scheme to eliminate this risk. We include battery disposal information in our education resources, including the A-Z Disposal Guide on our website.

Problematic wastes

Waste streams that do not have appropriate diversion and recycling solutions or functional product stewardship schemes are problematic wastes. The problematic wastes of significance for us are textiles, batteries (including lithium-ion batteries), tyres, mattresses, vapes, soft plastics and solar panels.

There are options for the disposal of hazardous waste in Adelaide, as well as for e-waste. However, there is no appropriate hazardous waste disposal facility in the south.

The management of these problematic wastes through our resource recovery and waste management services increases the cost of collection, disposal and processing – not to mention the management of risk.

Council roles and policies

Council roles

We play multiple roles in waste management and resource recovery.

Service delivery partner

In our role as a service delivery partner, we will:

- provide waste collection services in a safe and efficient manner
- provide resource recovery and waste management services that optimise the correct diversion of waste
- provide facilities and promotion for challenging household problematic waste materials collection events, for example textiles and hazardous waste.

Advocate

In our role as advocate, we will advocate for:

- legislative reform that delivers optimal outcomes for resource recovery, keeping materials at their highest and best use
- producers taking greater responsibility for wastes including, via product stewardship and extended producer responsibility arrangements
- the inclusion of circular economy measures in developments and the built environment
- regional solutions where economies of scale are available for infrastructure or service delivery
- a greater reinvestment of the Waste to Resources Fund (monies collected via the solid waste levy) into waste and recycling initiatives that benefit the local government sector.

Educator

In our role as an educator, we will:

- promote the services we provide to our communities through educational programs
- provide feedback on how our services are being used through means such as bin tagging and bin audits
- provide waste and recycling education to our community through education and awareness programs, our A-Z Disposal Guide, school education programs, and community talks and workshops
- promote sustainable lifestyle choices and behaviours through Sustainable Onkaparinga.

Our policy principles

The development of this strategy has been guided by 4 policy principles.

People first

The needs of the community including:

- expectations
- public health and safety
- ease of use
- contribution to urban form and liveability.

Strategic outcomes

Alignment with the principles of the circular economy.

Application of the waste management hierarchy, prioritising the higher levels of the hierarchy.

Promoting the principles of ecologically sustainable development.



Delivery

Compliance with legislation and licence obligations.

A strong value proposition including:

- service delivery costs
- continuous improvement and innovation
- reliability
- business continuity.

Education

Timely and accurate advice to the community.

Promotion of waste avoidance and keeping resources at their highest and best use.

Increasing knowledge and awareness of best practice resource recovery and waste management through staff engagement.

Sustainable Development Goals

Our strategic objectives respond to the United Nations' Sustainable Development Goals (SDG).

SDG 12 : Responsible Production and Consumption: aims to ensure sustainable consumption and production patterns. Targets for this goal include:

- Target 12.2: achieve the sustainable management and efficient use of natural resources by 2030
- Target 12.3: halve per capita food waste at the retail and consumer levels by 2030
- Target 12.5: substantially reduce waste generation through prevention, reduction, recycling and reuse
- Target 12.7: promote public procurement practices that are sustainable
- Target 12.8: ensure that people everywhere have the relevant information and awareness for sustainable development and lifestyles in harmony with nature by 2030.

SDG 13: Climate Action: calls for urgent action to combat climate change and its impacts.

SDG 11: Sustainable Cities and Communities: has a target that aims to reduce the adverse impacts of municipal and other wastes.

Strategic direction

Strategic direction

Through our Waste Strategic Management Plan 2025–30, we will achieve 4 strategic objectives. These are high-level aims that will deliver on our Community Vision 2034 key result areas.

1. Increase diversion from landfill
2. Amenity
3. Optimise operations and customer experience
4. Maximise resource recovery and circular economy opportunities.

Waste Strategic Management Plan 2025–30: strategic objectives	
Objective	**Indicator**
1. Increase diversion from landfill	
Provide the community with solutions that aim to achieve state and national diversion targets. Expand diversion opportunities, such as from dog parks, public bins, and medium and high-density living.	5 per cent reduction of food waste and organics from the waste-to-landfill stream, increasing diversion to the organics stream, by 2028–29.
2. Amenity	
Deliver waste management services that promote sustainable behaviours and provide the community with ecologically sustainable and healthy environments.	Open space visitation, accessibility and quality improved.
3. Optimise operations and customer experience	
Optimise services to improve efficiency, manage costs and customer satisfaction through continuous improvement.	Continual improvement in service delivery. Improved community awareness and diversion practices.
4. Maximise resource recovery and circular economy opportunities	
Maximise resource recovery through programs that encourage waste avoidance, reuse, repair and redesign. Create circular economy opportunities that allow materials to be kept at their highest value and best use.	Measurable increased use of recycled materials. Implementation of organics circular economy measures. Prioritisation of the circular economy principles, enabling infrastructure capability and capacity.

Low-waste compostable events

Our Waste team supports these events with the aim of increasing diversion from landfill.

Green volunteers and bin buddies at these events monitor bins and help the public understand the importance of diversion. This helps prevent contamination at future events by effecting behaviour change.

Strategic objective 1

Increase diversion from landfill

Our operations will focus on the following 9 focus areas to divert more materials away from landfill.

1.1: Kerbside diversion

We can reduce Scope 3 emissions by increasing the diversion of waste from landfill.

Increasing diversion allows us to send a greater volume of materials to recycling facilities. This in turn increases resource recovery and encourages the use of recycled materials. It also leads to a reduction in payment on gate fees and waste levy payments.

Increasing diversion through a focus on organics is an opportunity to increase diversion from the waste-to-landfill waste bins.

1.2: Waste and recycling education

A continued focus on waste and recycling education provides an opportunity for the community to:

- be well informed
- take action to decrease waste generation and divert more from landfill
- understand how their purchasing and disposal behaviours and actions impact our waste operations and the natural environment.

Expanding our education program will help us reach a wider audience, including through maximising our relationship with SRWRA.

1.3: Diversion in medium and high density living

Improving source separation systems in medium and high density living increases diversion of waste from landfill.

At these premises, we will focus on the diversion of organics.

1.4: Diversion of problematic and hazardous waste from landfill

Advocating for appropriate disposal and recycling solutions will provide the community with safe and appropriate solutions for these problematic wastes.

1.5: Low-waste compostable events

We can maximise diversion from landfill at events by implementing appropriate disposal solutions.

1.6: Sustainable Kerbside Service

We will advocate for legislative change and funding to support the implementation of a Sustainable Kerbside Service to increase the volume of organics collected from the kerbside that can be diverted from landfill. Legislative reform will significantly improve the feasibility of this service.

1.7: Diversion in dog parks

Installing appropriate infrastructure and bins at high profile dog parks will increase the volume of dog waste that can be diverted from the waste to landfill waste bin.

As animal waste is organic, diversion has similar benefits as the diversion of food waste.

A trial will take place at the Woodcroft dog park to validate the viability of this program before it is rolled out.

1.8: Diversion in public spaces

We can increase diversion in public spaces through source separation. We will need to carefully manage diversion to prevent gross contamination of bins, which leads to an increase in materials going to landfill and increased costs.

This complex diversion methodology requires us to identify suitable public spaces and careful planning.

1.9: Internal waste provisions

Focussed actions driving improved separation will increase our corporate diversion from landfill.

We can increase diversion across our council buildings and operations, including the golf club, tourist parks, community centres and recreation facilities by identifying opportunities for improvement and implementing programs that increase diversion rates.

Improved organisational knowledge will equip our team with the understanding and skills to successfully implement this strategy.

Illegal dumping initiatives

- We schedule proactive collections, and we provide reactive collections when necessary.
- We undertake weekly inspections of known hot spots.
- We have installed covert CCTV surveillance in problematic locations to catch offenders in the act.
- We review problematic locations and use strategies such as crime prevention through environmental design (CPTED) to determine appropriate actions, such as installing native vegetation barriers to limit access, and pruning trees to improve visibility.
- We engage Repay SA to undertake programmed litter collections, as well as remove dumped rubbish.

We provide the following waste services to assist local residents and businesses with appropriate waste disposal:

- weekly kerbside residual waste and fortnightly recycling and organics collections
- two free hard waste collection services to each household per financial year
- fee-for-service mattress collection
- fee-for-service organic drop-off to assist households with bulk organics disposal
- information on our website on alternative disposal options.

Investigation: In some instances where there are suspicions around the items and the location presented, particularly in residential areas, the items may be taped and a sticker left to advise that the dumping is under investigation. Flyers are placed in surrounding letterboxes to seek information on the items and where they came from. We find that this often results in the items being removed.

Strategic objective 2

Amenity

Our operations will focus on the following 4 focus areas to improve the liveability, aesthetics and sustainability of the community.

2.1: Litter

It is important that our public areas, waterways and streets are kept clear of litter. A litter reduction program will provide us and the community with the resources to manage it effectively.

Litter ultimately leads to a decrease in resource recovery. The most commonly littered items in South Australia are soft plastics, cigarette butts and plastics.

2.2: Illegal dumping

Illegal dumping creates problems in our city. It increases the cost of our resource recovery and waste management service, it is unappealing to look at, causes environmental harm, and is a safety hazard.

2.3: Public bin service levels

Litter can be better managed by setting appropriate service levels for public bins. This will lead to improved public amenity.

2.4: Waste and recycling education

It is important we continue to provide the community with the educational resources needed to support our litter reduction measures. Programs that focus on litter and illegal dumping reduction will help people understand how their actions and behaviour have an impact.

Unauthorised bin program

We have implemented a program to reduce the number of unauthorised services in our community through continued removal of unauthorised services.

Providing kerbside services to non-paying service entitled premises places a cost burden on the council.

Strategic objective 3

Optimise operations and customer experience

Our operations will focus on the following 6 focus areas to improve our operations and the experience of our customers.

3.1: Customer service

Customers need to receive accurate information about our resource recovery and waste management services when contacting the council. Community satisfaction will be a pillar of this service.

Providing customers with correct information increases diversion and resource recovery, and also helps prevent illegal dumping.

3.2: Efficiency in kerbside operations

We can influence behaviour change and improve the efficiency of our kerbside operations by raising community awareness of kerbside disposal requirements.

Using the 3-bin system correctly will decrease contamination and increase diversion.

3.3: Standardisation of kerbside services

We will ensure service entitlements are provided at the correct level for all properties. We will also ensure that additional needs are supported through the additional bin program and management of these services.

Service entitlements should comply with legislative requirements while ensuring efficient kerbside services optimise kerbside performance.

3.4: Hard waste collection efficiency

Implementing measures that will keep collection wait times to less than 4 weeks will optimise this service.

3.5: Diversion and disposal outcomes for medium and high density living

We can increase diversion and decrease contamination at medium and high density living premises that are serviced by us by understanding the needs of the residents.

We will support good disposal behaviour through the provision of high performing source separation systems.

3.6: Asset management

We maximise the asset life of bins by only replacing them when needed. Repair is prioritised before replacement in alignment with the 10Rs of circularity.

Reuse in the city

The significant reuse sector in the city provides an opportunity for us to lead by example, highlighting how the reuse of items and materials can reduce the volume of waste sent to landfill.

This reuse sector includes commercial and not-for-profit enterprises for materials such as second hand clothing, furniture and homewares, automotive parts, and building materials.

WRAP, a not-for-profit organisation in the UK, estimates that buying a pair of preloved jeans online could save 30kg CO2e – this is enough to make 600 cups of tea.

Strategic objective 4

Maximise resource recovery and circular economy opportunities

Our operations will focus on the following 6 focus areas to maximise recovery of resources and build a circular economy.

4.1: Waste and recycling education

The community's understanding of the value of resource recovery and the need to avoid waste generation can be enhanced through our waste and recycling education programs that have a focus on purchasing and reuse.

4.2: Food waste avoidance and recycling

We will collaborate with teams in our organisation to identify opportunities to provide the community with the resources to minimise household food waste and address food insecurity.

4.3: Procurement

We can advance circularity in our waste operations by integrating circular economy principles and criteria into organisational procurement.

Sharing knowledge will build internal capacity for the reuse and recycling of materials. This will increase demand for recycled materials, leading to an increase in diversion from landfill.

4.4: Product stewardship schemes

We can support environmentally sound management of products and materials over their life by advocating for the implementation of mandatory product stewardship schemes that address problematic wastes.

4.5: Hard waste collections

We will investigate opportunities to improve the separation of hard waste (items that are too large for kerbside bins, including mattresses). Exploring these opportunities will provide us with data that can be used to better manage hard waste and to reduce the volume of this waste stream.

4.6: 100 per cent recycled content bins

We can eliminate our reliance on virgin plastics for our bins by purchasing bins that are made from 100 per cent recycled content. This will also allow us to implement a circular solution when we recycle bins that are damaged.

Action plan

This action plan aligns with broader environmental and sustainability goals and provides a foundation for informed decision-making and responsible resource management.

Action plan

Strategic objective 1 Increase diversion from landfill

Operational focus 1.1 Kerbside diversion

#	Action	Deliverable	Target areas	Start	Stakeholders	Inputs
1.1.1	**Increase diversion of organics from kerbside waste-to-landfill bins.**	Delivered targeted food waste campaign, inclusive of avoidance. 5 per cent reduction of FOGO from waste to landfill bins by 2028–29.	Residential services	2025–26	Residents Corporate	Waste team
1.1.2	**Undertake kerbside collection audits.**	Audit report quantifying diversion and contamination rates Improvement plan based on audit findings.	Residential and business services Public realm	2025–26	Operations	Waste team

Operational focus 1.2 Waste and recycling education

#	Action	Deliverable	Target areas	Start	Stakeholders	Inputs
1.2.1	**Continue to monitor new and changing trends in waste management, waste and recycling education, and internal waste management practices.**	Targeted waste education programs.	City of Onkaparinga operations	Ongoing	Public Operations Residents Business	Waste team Green Industries SA
1.2.2	**Deliver training sessions to schools and community groups.**	100 engagements per year.	Public realm	Ongoing	Public Operations Residents Business	Waste team

Action plan

Strategic objective 1 Increase diversion from landfill

Operational focus 1.2 Waste and recycling education

#	Action	Deliverable	Target areas	Start	Stakeholders	Inputs
1.2.3	**Continue to develop online presence.**	Increased social media reach.	City of Onkaparinga operations	Ongoing	Corporate	Waste team
1.2.4	**Identify opportunities to work with SRWRA and constituent councils on community education programs.**	Open communication channel with SRWRA to improve community education. SRWRA board representation.	City of Onkaparinga operations	Ongoing	Corporate	Waste team SRWRA

Operational focus 1.3 Diversion in medium- and high-density living

#	Action	Deliverable	Target areas	Start	Stakeholders	Inputs
1.3.1	**Increase diversion in medium and high density living serviced by the council, particularly food waste.**	Medium and high density living density premises provided with resources to increase diversion.	Residential services	2026–27	Residents	Waste team

Action plan

Strategic objective 1 Increase diversion from landfill

Operational focus 1.4 Diversion of problematic and hazardous waste from landfill

#	Action	Deliverable	Target areas	Start	Stakeholders	Inputs
1.4.1	**Investigate suitable disposal and recycling options for textiles, batteries, vapes, soft plastics and solar panels.**	Review of viable options that follow circular economy principles and encourage highest and best use. Continued advocacy for extended producer responsibility and product stewardship schemes.	Residential and business services Public realm	Ongoing	Public Operations Residents Business	Waste team
1.4.2	**Advocate for appropriate battery collection and recycling solutions.**	Continued advocacy for a product stewardship scheme that includes disposal locations for lithium-ion batteries. No disposal of batteries, including embedded batteries, at the kerbside.	Residential and business services Public realm	Ongoing	Public Operations Residents Business	Waste team
1.4.3	**Continue to monitor opportunities for soft plastics recycling in the south.**	Up-to-date knowledge of best practices for soft plastics recycling.	Residential and business services Public realm	Ongoing	Public Operations Residents Business	Waste team

Action plan

Strategic objective 1 Increase diversion from landfill

Operational focus 1.4 Diversion of problematic and hazardous waste from landfill

#	Action	Deliverable	Target areas	Start	Stakeholders	Inputs
1.4.4	**Provide facilities and promotion for household problematic waste collection events.**	Drop-off events held at City of Onkaparinga centres.	Public realm	Ongoing	Public Operations Residents Business	Waste team
1.4.5	**Advocate for an appropriate hazardous waste disposal site.**	Advocacy to SRWRA for a disposal site for hazardous waste in the south. Diversion of hazardous waste from kerbside bins.	Public realm	Ongoing	Public Operations Residents Business	Waste team SRWRA

Action plan

Strategic objective 1 Increase diversion from landfill

Operational focus 1.5 Low-waste compostable events

#	Action	Deliverable	Target areas	Start	Stakeholders	Inputs
1.5.1	**Continue to support the delivery of external low-waste compostable events through bin buddies.**	Event buddies at all low-waste compostable events. Guide developed for implementation at the events. Increased diversion at events. Increased public understanding. Decreased contamination at events.	Public realm	2025–26	Public	Waste team Events team
1.5.2	**Establish a green team volunteer program.**	Training of volunteers. Behaviour change at events.	Public realm	2025–26	Public	Waste team SRWRA Event volunteers

Action plan

Strategic objective 1 Increase diversion from landfill

Operational focus 1.6 Sustainable Kerbside Service

#	Action	Deliverable	Target areas	Start	Stakeholders	Inputs
1.6.1	**Review the Sustainable Kerbside Service Feasibility Study.**	Updated modelling. Advocate for legislative reform. Focus on the ability to implement a collection service that increases the diversion of food waste through the organics collection.	Residential services	2026–27	Residents Corporate	Waste team
1.6.2	**Investigate inclusion of our food waste in our Advocacy Plan.**	Food waste considered in the Advocacy Plan planning process.	Residential services	2028–29	Corporate	Waste team Strategy team

Focus area 1.7 Diversion in dog parks

#	Action	Deliverable	Target areas	Start	Stakeholders	Inputs
1.7.1	**Trial the implementation of diversion measures in dog parks.**	Trial, informing feasibility of focussed program. Increased diversion at dog parks.	Public realm	2027–28	Operations	Waste team Waste contractor

Action plan

Strategic objective 1 Increase diversion from landfill

Operational focus 1.8 Diversion in public spaces

#	Action	Deliverable	Target areas	Start	Stakeholders	Inputs
1.8.1	**Trial 3-bin system and monitor diversion at high-profile locations.**	3-bin public space trial, informing the feasibility of a focussed program. Increased diversion in public places.	Public realm	2026–27	Public	Waste team Waste contractor

Operational focus 1.9 Internal waste provisions

#	Action	Deliverable	Target areas	Start	Stakeholders	Inputs
1.9.1	**Identify opportunities to increase diversion across council buildings and operations through audits and programs.**	Increased diversion rates. 80 per cent of facilities committed to the program.	City of Onkaparinga operations	2025–26	Corporate Public	Waste team
1.9.2	**Build organisational knowledge.**	Increased organisational knowledge through presentations related to this strategy.	City of Onkaparinga operations	12 months after this strategy is endorsed	Corporate	Waste team

Action plan

Strategic objective 2 Amenity

Operational focus 2.1 Litter

#	Action	Deliverable	Target areas	Start	Stakeholders	Inputs
2.1.1	**Review signage.**	Audit report identifying hotspots where signage is lacking. Sign installation/replacement program.	Public realm	2025–26	Operations	Waste team
2.1.2	**Implement measures to discourage litter.**	Identified opportunities to increase coordinating litter collection across our community. Enable use of smart technology, data, collection kits and bin latches.	Public realm	2026–27	Public	Waste team
2.1.3	**Encourage the use of bin latches.**	Sale of bin latches to residents and local business.	Residential services Business	Ongoing	Residents Business	Waste team

Action plan

Strategic objective 2 Amenity

Operational focus 2.2 Illegal dumping

#	Action	Deliverable	Target areas	Start	Stakeholders	Inputs
2.2.1	**Conduct a service review of the illegal dumping program.**	Implementation plan for targeting illegal dumping, including measures for monitoring hotspots.	Public realm	2026–27	Public	Waste team Asset Protection team Community Safety team
2.2.2	**Investigate a regional approach for illegal dumping.**	Engagement with key stakeholders to identify regional collaboration opportunities.	Public realm	2026–27	Public	Waste team

Operational focus 2.3 Public bin service levels

#	Action#	Deliverable	Target areas	Start	Stakeholders	Inputs
2.3.1	**Identify appropriate service levels for public spaces based on the outcomes from the feasibility study regarding public bin diversion.**	Appropriate levels of service and bin systems.	Public realm	2027–28	Public	Waste team

Action plan

Strategic objective 3 Optimise operations and customer experience

Operational focus 3.1 Customer service

#	Action	Deliverable	Target areas	Start	Stakeholders	Inputs
3.1.1	**Equip the call centre with recent and accurate information.**	Continue to provide up-to-date call centre knowledge through the provision of resources to call centre team members.	Residential services Business	Ongoing	Corporate	Waste team Customer Relations team
3.1.2	**Monitor community satisfaction.**	Waste management questions included in the community survey. Strengthened communication channel with Customer Service team leader. Reviewed data from community survey. Feedback from council events, waste and recycling education events, and Sustainable Onkaparinga Facebook page.	Residential services Business	Ongoing	Operations	Waste team Strategy team

Action plan

Strategic objective 3 Optimise operations and customer experience

Operational focus 3.2 Efficiency in kerbside operations

#	Action	Deliverable	Target areas	Start	Stakeholders	Inputs
3.2.1	**Develop the Monitor Your Waste dashboard.**	Accessible dashboard on our website, displaying tonnages and diversion rates. Up-to-date data showing council-wide information, updated six monthly.	Public realm	2025–26	Public	Waste team
3.2.2	**Manage bin contamination at the kerb.**	Implemented Kerbside Contamination Procedure. Reduction in service entitled premises presenting serial contamination, based on exception reporting and/or bin inspection program. Implementation of the business bin program. Integration of contamination data analysis into our waste education program.	City of Onkaparinga operations	Ongoing	Residents Business	Waste team

Action plan

Strategic objective 3 Optimise operations and customer experience

Operational focus 3.3 Standardisation of kerbside services

#	Action	Deliverable	Target areas	Start	Stakeholders	Inputs
3.3.1	**Continue to identify additional bins in service that are not financial.**	Reduced number of unauthorised services for additional bins through continued removal of services. Decreased operational costs. Cost recovery. Emissions savings.	City of Onkaparinga operations	Ongoing	Residents Business	Waste team
3.3.2	**Continue to implement the waste debtor program.**	Accurate data and reporting of outstanding debtors. Reduction in unpaid debt.	City of Onkaparinga operations	Ongoing	Residents Business	Waste team
3.3.3	**Review service entitlements.**	Review of our service entitlement for all categories to determine any improvements. Service entitlements comply with legislative requirements.	City of Onkaparinga operations	2025–26	Corporate	Waste team

Action plan

Strategic objective 3 Optimise operations and customer experience

Operational focus 3.4 Hard waste collection efficiency

#	Action	Deliverable	Target areas	Start	Stakeholders	Inputs
3.4.1	**Hard waste collection efficiency.**	Improved efficiency through keeping hard waste collection wait time to less than 4 weeks.	City of Onkaparinga operations	Ongoing	Public	Waste team

Operational focus 3.5 Diversion and disposal outcomes for medium and high density living

#	Action	Deliverable	Target areas	Start	Stakeholders	Inputs
3.5.1	**Audit source separation systems at medium and high density premises serviced by the council.**	Data analysis to better understand bin facilities.	Residential services	2026–27	Residents	Waste team

Focus area 3.6 Asset management

#	Action	Deliverable	Target areas	Start	Stakeholders	Inputs
3.6.1	**Continue the program to replace damaged bins.**	Replacement program that removes damaged bins from the kerbside. Decreased number of rapid rail and brickwood bins presented at the kerb.	Residential services Business	Ongoing	Operations	Waste team

Action plan

Strategic objective 4 Maximise resource recovery and circular economy opportunities

Operational focus 4.1 Waste and recycling education

#	Action#	Deliverable	Target areas	Start	Stakeholders	Inputs
4.1.1	**Provide education resources to increase community and business understanding of the circular economy.**	Targeted waste education workshops and programs.	Public realm	Ongoing	Public	Waste team
4.1.2	**Provide education resources to increase business understanding of resource recovery.**	Continued business bins program. Decreased contamination in business bins. Increased percentage diversion in business bins through increased use of recycling and organics bins.	Business	Ongoing	Business	Waste team

Operational focus 4.2 Food waste avoidance and recycling

#	Action#	Deliverable	Target areas	Start	Stakeholders	Inputs
4.2.1	**Collaborate and support the food and gardens initiatives managed by the Community Capacity team.**	Decreased food waste tonnages: target groups. Increased food waste diversion: target groups.	Residential services	2025–26	Residents Business	Community Capacity team Waste team

Action plan

Strategic objective 4 Maximise resource recovery and circular economy opportunities

Operational focus 4.3 Procurement

#	Action#	Deliverable	Target areas	Start	Stakeholders	Inputs
4.3.1	**Support circular economy principles and criteria as part of organisational procurement.**	Identified procurement opportunities that allow for the adoption of circular economy principles as well as circular design. Annual staff workshops. Up-to-date knowledge of best practices.	City of Onkaparinga operations	Ongoing	Corporate	Waste team Procurement team

Operational focus 4.4 Product stewardship schemes

#	Action	Deliverable	Target areas	Start	Stakeholders	Inputs
4.4.1	**Continue to identify opportunities arising from the Australian Bedding Stewardship Council.**	Decreased number of mattresses illegally dumped.	Public realm	Ongoing	Public Operations Residents	Waste team
4.4.2	**Advocate for product stewardship programs already identified by the Department of Climate Change, Energy, the Environment and Water (DCCEEW) to be progressed and fast-tracked with all programs mandatory.**	Documented advocacy. Targeted advocacy for appropriate management of waste arising from textiles, batteries, vapes, soft plastics and solar panels.	Public realm	Ongoing	Public Operations Residents Business	Waste team Strategy team Economic Development team

Action plan

Strategic objective 4 Maximise resource recovery and circular economy opportunities

Operational focus 4.5 Hard waste collections

#	Action	Deliverable	Target areas	Start	Stakeholders	Inputs
4.5.1	**Audit the hard waste service, including the materials stream.**	Data analysis to determine recoverables opportunities and best methods of disposal and recovery (where applicable).	Residential services	2027–28	Public Operations Residents	Waste team

Operational focus 4.6 100 per cent recycled content bins

#	Action	Deliverable	Target areas	Start	Stakeholders	Inputs
4.6.1	**Trial rollout of bins with 100 per cent recycled content.**	3-bin public space trial, informing feasibility of focussed program. Increased use of recycled materials.	Residential services	2026–27	Operations Residents	Waste team

Monitoring and evaluation

This strategic plan will be reviewed every 5 years.

Progress reports will be provided to elected members.

Funding

Actions in the strategy represent a mix of existing, enhanced and new activities that will be funded primarily through operational budgets, subject to approval through the Annual Business Plan and Budget process.

External funding will be sought where appropriate.

Appendix 1: state and national context

Governance	Requirement
United Nations sustainable development goals	The sustainable development goals are an urgent call to action to tackle global challenges and build a more sustainable future while operating within planetary boundaries. There were 17 goals adopted in 2015 by all United Nations members, including Australia. SDG 12: Responsible consumption and production: aims to ensure sustainable consumption and production patterns. Targets for this goal include: • Target 12.2: achieve the sustainable management and efficient use of natural resources by 2030. • Target 12.3: halve per capita food waste at the retail and consumer levels by 2030. • Target 12.5: substantially reduce waste generation through prevention, reduction, recycling and reuse. • Target 12.7: promote public procurement practices that are sustainable. • Target 12.8: ensure that people everywhere have the relevant information and awareness for sustainable development and lifestyles in harmony with nature by 2030. SDG 11: Sustainable cities and communities: target that aims to reduce the adverse impacts of municipal and other wastes. SDG 13: Climate action: calls for urgent action to combat climate change and its impacts. SDG 3: Good health and wellbeing. SDG 6: Clean water and sanitation. SDG 7: Affordable and clean energy. SDG 8: Decent work and economic growth. SDG 9: Industry, innovation and infrastructure.

Appendix 1: state and national context

Governance	Requirement
Australia's Circular Economy Framework: doubling our circularity rate	Double the circularity of the economy by 2035. Targets: • Shrink our per capita material footprint by 10 per cent • Lift our material productivity by 30 per cent • Safely recover 80 per cent of our resources. Four priority areas: • Industry • Built environment • Food and agriculture • Resources. Support for decarbonisation: • Remanufacturing and recycling • Design for durability, reuse and lightweighting • Reuse of buildings • Industrial symbiosis • Product-as-a-service • Reducing food waste.
Climate Change Act 2022	A reduction of net greenhouse gas emissions to 43 per cent below 2005 levels by 2030. A reduction of net greenhouse gas emissions to zero by 2050.

Appendix 1: state and national context

Governance	Requirement
Recycling and Waste Reduction Act 2020	Legislative framework for reducing the impact on human and environmental health of waste material, products and waste products. Develop a circular economy that maximises the continued use of products and waste material. Realise the community and economic benefits of taking responsibility for products, waste from products and waste material.
National Waste Policy 2018 National Waste Policy Action Plan 2019 National Waste Policy Action Plan 2024	Circular economy principles for waste, recycling and resource recovery. Roles and responsibilities of local governments are governed by the state. Diversion away from landfill supported by appropriate infrastructure. 2019 provides targets for waste management: • Ban on export of waste plastic, paper, glass and tyres, commencing in the second half of 2020 • Reduce total waste generated in Australia by 10 per cent per person by 2030 • 80 per cent average resource recovery rate from all wastes by 2030 • Significantly increase the use of recycled content by governments and industry • Continued phase out of problematic and unnecessary plastics • Halve the amount of food waste sent to landfill by 2030 • Make comprehensive, economy-wide and timely data public available. National targets for waste management, including a reduction in organic waste sent to landfill. 2024 plan sets out the priorities for investment to assist with the transition towards a safe circular economy. Three priority areas to focus efforts on the higher levels of the waste management hierarchy.
National Food Waste Strategy: Halving Australia's Food Waste by 2030	Local governments have responsibility for organising waste collection and processing or disposal of food. Local government has a responsibility towards behaviour change. Local government can increase community awareness of food waste.

Appendix 1: state and national context

Governance	Requirement
Australian Packaging Covenant 2030 Strategic Plan	Two goals of the covenant: • optimising resource recovery packaging. • preventing the impacts of litter. Potential for the Australian Packaging Covenant Orgaisation (APCO) to partner with local government, particularly to trial and scale initiatives. Litter goals to be established in partnership with local government.
Local Government Act 1999 (SA)	Develop resources in an ecologically sustainable manner. Provide and coordinate public services. Represent interests of the community to the wider community. Provide services and facilities that benefit the area, ratepayers, residents and visitors. Manage, develop, protect, restore, enhance and conserve the environment in an ecologically sustainable manner, and improve amenity. Develop strategic management plans. Provide household waste management services.
Environment Protection Act 1993, and Environment Protection (Waste to Resources) Policy 2010	Achieve sustainable waste management. Local government to provide weekly general waste collection services. Local government can provide comingled recycling and FOGO collections, provided there is a weekly general waste collection.
Essential Services Act 1981	A service (whether provided by a public or private undertaking) without which the safety, health or welfare of the community or a section of the community would be endangered or seriously prejudiced.
Emergency Management Act 2004	Governor allowed to declare a period of emergency exists in relation to an essential service.

Appendix 1: state and national context

Governance	Requirement
Green Industries SA Strategic Plan 2021–2025	Circular consumption: household waste diversion through the recovery of resources from collected bins. Circular resource recovery: improvement of waste collection systems that will assure best practices and approaches. Circular sectors: 50 per cent decrease in food waste presenting in the residual waste stream.
South Australia's Waste Strategy 2025–2030	Actions specific to local government: • Deliver and educate communities on high-performing kerbside collection systems • Adopt circular procurement policies and practices • Support community-led initiatives like repair hubs and swap centres • Support adaptive reuse of existing building stock. Overarching goal: double SA's circularity rate by 2035. Targets: 1. 10 per cent reduction in material footprint by 2035 2. 30 per cent increase in material productivity by 2035 3. 10 per cent reduction in total waste generated per person by 2030 4. Increase resource recovery and reduce contamination (by 2030) a. MSW diversion (metro): 75 per cent b. Kerbside bins (metro): 70 per cent c. Contamination: less than 2 per cent for FOGO, less than 10 per cent for recycling 5. 50 per cent reduction in organics disposed to MSW kerbside by 2030 6. Maximise material circularity 7. Increase circular consumption activities.

Appendix 1: state and national context

Governance	Requirement
Single-use and Other Plastic Products (Waste Avoidance) Act 2020	Restriction and prohibition of certain single-use and other plastic products. Promotion and support of better waste management practices. Promotion and support of the waste hierarchy. Promotion and support of the principles of the circular economy.
Local Nuisance and Litter Control Act 2016	Management of illegal dumping and litter in SA.
South Australia's Food Waste Strategy 2020–2025	Reduction in the generation of food waste. Improved waste collection. Improved waste processing systems. Working towards a biological circular economy. Reduction in greenhouse gas emissions. Improved food waste collection via an effective and segregated collection system. Pilot more frequent organic collection of household organic bins. Pilot and evaluate collection systems for higher density developments.
South Australia's Net Zero Strategy 2024–2030	Reduce emissions by more than 50 per cent by 2030. Net zero emissions by 2050.